

Hi! My name is Stoney




I'm a senior citizen Golden Retriever. I was in a shelter. Although I waited and waited, no one came to claim me. My time at the shelter was up, and a Love A Golden volunteer Karen and her mother came and picked me up. I couldn't tell anyone what my name used to be so they decided to name me "Stoney" because of the way the land looked near the shelter. I like my new name and am so glad someone came for me. I love going for rides and was glad to get in the car to leave the shelter. My first stop was at the vet's. I enjoyed lying on the

cool tile while the nice people there took care of me.

Now I get lots of attention which is the best part. Soon after getting to my foster home, I had a fun bath. It felt SO good to get clean. I got to stand in the tub with the medicated shampoo on me to help my itchy skin. After my bath, I went out in the yard to enjoy the warm weather. The sidewalk in the yard was nice and toasty, and I laid on it while I sunbathed.

I have a number of health problems, but we're working on getting me through them. My skin is so very itchy sometimes. Also I had two lumps that the vet removed. I was also heartworm positive so I began heartworm treatment once I was strong enough. I have to get shots which hurt a lot and don't make me feel very good. The treatment takes a long time, and I have to rest a lot. I hear people say that if only my prior owners had given me heartworm preventative, I wouldn't have to go through this now. But I'm doing okay and am glad that someone is taking care of me and giving me a chance.

For now, I'm enjoying my life, catching some rays, and eating snacks at every opportunity. I hope to find a home where I can hang out with my new family, and did I mention that I'd like to have some yummy snacks?



Stoney at Camp Hackmann

MARK YOUR CALENDAR—JUNE 8th

Love a Golden Rescue is just sixteen months old and during this time we have placed some incredible Golden Retrievers to some wonderful forever homes. We feel it is important to stay in touch, so mark your calendar for **June 8th** the date of our **First Reunion Picnic**. The picnic will be held at **Vago Park** in **Maryland Heights, Mo.** Directions are included in this Newsletter. We have the park all day and plan to start around noon, and eat early afternoon. We will have doggie games, a silent auction and lots more all still in works. For our out of town guests the following motels except dogs and suggest reservation be made as soon as possible. All are close to the park. We look forward to seeing you there

Best Western-Westport
2434 Old Dorsett Road
Maryland Heights, Mo
314 291 8700
Approx room cost \$79.00
2 pet limit

Red Roof Inn-Westport
11837 Lackland Road
Maryland Heights. MO
314 991 4900
Approx room cost \$64.99

Drury Inn
12220 Dorsett Road
Maryland Heights, Mo
800 325 8300
Approx room cost \$79.99 (includes breakfast)



DIRECTIONS Take I-270 and Exit at Dorsett Road Exit. Go East on Dorsett Road 1.2 miles to Fee Fee Road (QT gas station) and turn Left onto Fee Fee. Continue on Fee Fee .5 miles to Midland Ave.(Quick 1 shop) Turn Right at Midland and you will enter Vago Park drive to where the road ends.

SAGUARO SANDY—ILLINOIS, WRITES

I'm berry, berry, pretty here in this pictur cause I was pwaying wit my berry own woobie. Before I came bere I didn't hab my very own woobie I can hold my woobie berry nice allthetime. My sister Aspen and I love to wok around wok around wit wobbies in our mouth. Miss Daisy my other sister woves her wropes and we pway tug of war all da time. I have a big backyard and wen it wrains it sometimes gets muddy. And I has to tell everyone that mom and dad said when the wrain was coming and it made the yard an ocean yesterday, and I didn't hab to spend the whole day rolling and pwaying in the mud all day. I didn't eben want to go inside, not eben for a minute. I couldn't eben sleep cause Miss Daisy my thrwe legged sister had to always play ball and wrope. I did have to take a bafh everyday when I'm berry muddy in dis house wit my sisters cause ma mom is always worried that we don't look berry pretty when we are looking like mud monsters. Okay I hope you like my picture cause I am an angel da MOM does say. And I has to say "PHANKS

LOVE A GOLDEN
MY FOREVER

FOR FINDING ME
HOME".



Saguaro Sandy

GOLDSTOCK 2001—Joe Stortz, LAGR Reporter

For the past several years, Gail Lustig has generously opened her summer camp in northeastern Pennsylvania to host a Labor Day Weekend - Golden Retriever Rescue Extravaganza. Dubbed GoldStock, the 4 day weekend brings together from across the US and Canada, 200 plus Golden Retriever Rescue volunteers and as many Goldens. The purpose of the gathering is to share fellowship and ideas with other Golden Rescuers and to raise funds for Rescue through booth sales, auctions, raffles and other fun events.

Having been to Goldstock 2000, Jake and Trooper began to get excited when they saw me start to “modify” the van for our trip East. Seats were folded down and a 4 by 6 foot doggie bed installed for the long trip. In goes the exercise pen, tennis balls, assorted bowls, tennis balls, bags of dog food & treats, tennis balls, toys, tennis balls, short & long leashes, tennis balls, First Aids kits to sell in our booth, tennis balls, etc. Great! There is some room left for a few changes of cloths for me and ... a few more tennis balls.

Finally on a beautiful Wednesday morning in late August we are off to Goldstock – 3 vans – 4 Love A Golden volunteers and 8 Goldens. We make Zanesville, Ohio the first night and stay at a very dog friendly motel. All the boys and girls are well behaved and had settle down for a quiet night after a nice long walk. The service staff just loved them. The next day takes us through the mountains of Pennsylvania with beautiful cool rest stops. Finally after close to 20 hours on the road we pull into camp. What a sight! A clear sky, glittering white cabins, grassy fields everywhere, a beautiful blue lake in the near distance and GOLDENS EVERYWHERE.

We find our assigned cabin and begin to move in. Although very clean and well maintained the cabins a bit rustic – just what you would expect for your son or daughter at camp – but a bit “primitive” for adults. But what fun! A married couple and two singles plus our 8 dogs share our cabin. We divide the cabin into 3 zones using exercise pens to give each of the “dog” family their own space. These divisions make bedtime and leaving the dogs alone much easier. It does mean however that the humans have to climb over the pens to “go potty”. After settling in, next on the agenda is it a trip to the lake and an hour of swimming after tennis balls. Finally it is dinner time for the Goldens and then we were off to the dinning hall for our first great meal.

The rest of the weekend seems to fly by. There are always 2 or 3 activities going on simultaneously. Dog grooming and grooming lessons, Canine Olympics on land and water, CDC and TDI testing, agility demonstrations, rescue parade, seniors parade, softball game, skit night, silent and oral auctions. Interspersed are wonderful meals, fellowship and the forming many new friendships. Despite the hectic schedule Jake and Trooper find time for the lake at least twice a day and have great fun with the other Goldens. We also must staff our booth most of the weekend, as our sales there are our major fundraiser. Our final evening brought the Candlelight Ceremony remembering our friends, families and Goldens both ill and departed. It is particularly moving.

The long weekend was much too short. It was time to pack, thank Gail for her generosity and hospitality and head home taking with us many fond memories, new friendships, and fresh ideas for Rescue as well as \$ 2,700.00, which we raised. This will cover several outstanding vet bills. Back at home now, Trooper, Jake and Joe are ready for GoldStock 2002.



Love A Golden at the Rhode Island Pet Expo—Kim Seigler, LAGR Volunteer

The weekend of March 9th and 10th was the Rhode Island Pet Expo and Love A Golden was there representing Golden Retriever rescue. We had a GReat time! This is a huge pet expo featuring rescue groups, vendors selling just about anything, canine training, K9 unit demonstrations, pulling contests, a rare breed dog show, a cat show, and many other things.

Friday was set up day. The LAGR booth was in a wonderful spot...right by the back door (entrance way for the canine kids), near the food and bathrooms (what more could a person want) and most importantly, had a huge open aisle in front of it. We got some extra room. I set up the booth with lots of fun things to sell and then headed home. Picked up Tucker on the way home from the groomers. He looked AWE-SOME! Such a handsome Golden boy if I do say so. Raven and Misty got their baths that night and we were ready to go.

Saturday we got there just in time to ready everything for the opening. Poor Misty gets miserably carsick so I had to clean her up a little when we got there. The day was spent talking to 100s of people about Golden Retrievers in general and about rescue. So much education to be done. The kids...they gladly sacrificed themselves to the cause. Tucker's permanent position was on his back, feet in the air, waiting for belly rubs. Good thing that I kept an eye on him or he might have been dognapped. There was one adolescent boy in particular that fell in love with him. His family had recently sent their dog to the Bridge and he really wants a Golden. This young man spent the majority of the Saturday afternoon at the booth with me, just sitting and petting Tucker. No complaints from my dog. Then he came back on Sunday with his father so that he could work on him. Mom was already sold. Raven and Misty got their share of attention too, don't worry.

Sunday was much of the same. That morning, while I was speaking with a couple about Golden Retrievers and rescue, a woman was waiting patiently. When I was done, we started to talk. She was a member of RAGo-fAZ. She was in Providence for business, saw the advertisements for the Pet Expo, and decided to check it out. We had a lovely conversation and she was able to get a Golden fix. Bill, the trainer I work with, came down for the afternoon to help out. He took the dogs, one at a time, out into the open area in front of the booth so that everyone could have more room. At one point, I tried putting Tucker in the crate for a break. He wanted no part of that...not when there were people around to pet him. By the end of the weekend, the dogs were exhausted, but well loved, and many more people had been educated on rescue and Golden Retrievers. A couple of booths away was NEARR (New England All Retriever Rescue) and they had a Golden with them as well. I think that Tucker fell in love. Good thing that he looked so handsome.

Over all it was a Great weekend. Lots of education and some money made for rescue. I already have plans to sign up for the expo in March 2003 as well as the PetRock expo in September. And most importantly, Mikey found a home because of the Pet Expo. Someone I spoke with at the Expo fell in love with her picture and Mikey is now at her home in Rhode Island. That makes it all worth while.



Mikey





Goldie is owned by Iowa Volunteer Sheila Urquhart

Ask Goldie

{Goldie is former rescue who is now living her Golden years in a loving home. During the first 10 years of her life, Goldie experienced many trials and tribulations at the hands of her previous owners. Through these experiences, Goldie has gained a great deal of insight into the ways of people and dogs. Goldie wants to share her wisdom with other dogs and caring people.

Ms. Goldie, tank yu for yur email. I yam a good lukiung yung male wit a problem, I's smells of fish and da girls don't want no luvin from me. I nos that ifin I stay out of dad's Koi pond I stand a better chance of gettin a huney, but da devil makes me do it onest! Ms. Lana said ifin I'm a good boy I might get so spoon with sweet Breeze Cakes. So I only took a dip 4 times today.

Anyways, whats a guy to do? Give up swimmin, my only exercise so I stays slim and good lukin, or gets fat like Beau and gets me a sweet cakes.

Cornfused in
Houston



Dear Emmie,

I don't know if I'm qualified to discuss the scent of fish but I will answer your question to the best of my abilities. Although I like to swim, I don't go the apparent extremes in which you are currently indulging.

There is no need to give off offensive odors. Follow my example and use Miss Goldie's Midnight in Galveston eau de Cologne. Let it be known that Miss Goldie is not making a profit from this item. All proceeds go to Love a Golden Rescue.

If Midnight in Galveston does not improve your attractiveness to the ladies, Miss Goldie suggests that you discuss with your people the possibility of undergoing a delicate personal operation which would curb your ardor.

Woofffully yours, Goldie

Tank yu Ms. Goldie, but i tink I realy did it. I was teaching the new foster guy Jolly how to swim in dad's pond den runs thru da flower beds. Mom opened da door and of cause we runs in and jumps up on da big bed mud 'n all. Now dey is planning on fillen in da pond, so no more smelly fish dog's. I guess I'll end up bein a phoo phoo dog an Ms Breeze in N.J. will like me. Mom say's she'll try that smelly stuff as Breeze's mom works for Love a Golden and we always help. Emmitt

Heaven's Doggy-Door
My best friend closed his
eyes last night
As his head was in my
hand
The doctors said he was
in pain
And it was hard for him
to stand

The thoughts that scurried
through my head,
As I cradled him in my
arms,
Were of his younger,
puppy years,
And OH.. his many
charms.

Today, there was no
gentle nudge
With an intense "I love
you" gaze.
Only a heart that's filled
with tears
Remembering our joy
filled days.

But an Angle just ap-
peared to me,
And said, "You should
cry no more.
God also loves Golden
Retrievers,
He has installed a doggy-
door."

Adapted from
Jan Cooper 1995



R.I. Table

Things are working out great with **Haley**. She is a quick learn and already knows likes to sleep in our room at night by my side of the she loves it. If you bring it out of the closet during night time comes, she knows what it is used for and

Her crate is working out great. She is really vise. The ball, well, the ball. She has a certain tween 6 and 8 all night. She runs the hall until the to play ball and she knows when we take the leash She also knows when the leash is on, if we say go out of the way, she can play ball.

She and the cats are getting to know each other. It is going slow, but it will happen. She saw her reflection in the hall mirror and she barked at herself for almost 20 minutes. Then she realized, it was her. It was too funny.

We are very very very happy with her. We know things will take time to learn, but don't expect her to take long. I hope she is as happy as we are. Thank you so much. She is a real keeper. Anne



She is getting really comfortable in her new many of the rules. She is so funny. She bed. We gave her a down comforter and the day, she wont lay on it at all. But when she is ready to go to bed.

happy in there. I am glad I took your ad-time each night that she likes to play be-carpet is worn. We have let her run outside off, it is time to go to the backyard and play. potty, she does. Because if she gets that

Shiloh is a large 2 year old male Golden. Like many young Gold-ens, he is rather goofy and defi-nitely wants to be loved. Before coming to rescue, he spent most of his life on a chain, without shelter, and lived without protec-tion in the mud, heat, and snow. He didn't get much attention or training, but he is now trying to make up for the lack of attention and would really like someone with dog experience to help him learn everything he needs to know. Lots of everyday things are new to him. He initially crawled across the linoleum floor because it worried him so much, but he quickly realized that linoleum is nothing to worry about. He is not suitable for a home with children, cats or other dogs due to his past and his size. However, he is a love muffin with his foster parents and so wants to please. If you have the time and patience to train Shiloh and to deal with the baggage he brings along with him, he has a lot of love to give to repay you for your efforts.



Shiloh - Special Needs

P I C M E

Sandy is an energetic girl who loves to learn. She was quite the star during a week of professional training. She'd like a home who would enjoy continuing her training. She particularly likes getting treats when she's good! Sandy is blonde with a small white star on her head and some white on her chest. She has a relatively care free coat with some feathering. She would love to go along for a jog with you. She would no doubt love learning agility. Sandy needs a family who will give her lots of love and attention and who will keep her busy with fun things to do and learn.



Sandy

Kayla is a cute girl with a cuddly coat. She loves attention and wants to be with people. We are getting to know and will provide updates.



her

COUNTRY STORE:

Customized Embroidered
T-Shirts & Sweatshirts in
Hunter Green

Sizes: S, M, L, XL, XXL,
XXXL

T-Shirts \$20.00

Sweatshirts \$29.00

includes shipping and handling.

Mail to:

Love A Golden Rescue
P.O. Box 27621,
St. Louis MO 63146

For questions on your order
email: info@loveagolden.com

Visit www.loveagolden.com

We thank you for your support



Subscription Application

What does it take to become a subscriber of Love A Golden Rescue? A desire to help homeless or displaced Golden Retrievers! Your subscription and/or donation go directly to helping a Golden in need, through providing foster care, needed veterinary medical/surgical care, and providing necessary supplies for the Golden in our program. In return, you will receive a quarterly newsletter with rescue stories and pictures, tips on how to care for and train your dog, and heartwarming stories of our adopted Golden. You will also receive invitations to all of our group events. We welcome everyone with a desire to help! You are welcome to volunteer with our program whether it be for fostering, home visits, fundraising, dog walking. Thank you for your interest in Love A Golden Rescue!

Subscription dues are \$30 per calendar year, subscribers receive a quarterly newsletter, as well as a subscription card, and a 10% discount on the official Love A Golden t-shirt from the Love A Golden Country Store along with invitations to all Love A Golden Rescue events.

Name _____

Address _____

City _____

State/Province _____

ZIP/Postal Code _____

Subscription \$ 30.00 _____

MEMORIAL DONATION (Name of deceased) _____

VetMed Donation \$ _____

Total Enclosed \$ - _____

Please make check payable to: **Love A Golden Rescue**

P.O. Box 27621

St. Louis, MO 63146

a 501(c)(3) nonprofit organization



THANK YOU TO OUR 2002 BUDDY PROGRAM PARTICIPANTS

Aspen	Pat & Ed Dowling
Molly	Christine Law
Murphy Brown	Becky Kellar & Kabe Holze
Sam	Joy & Ron Orr
Snickers	Pat & Ed Dowling for Shannon
	Diane & David Pierce
	Barb & Doug Edelman
	Deanne Mullins
	Teri & Ken Taylor
Stoney	Paula & Don Ingerson
ZuZu Bailey	Paula & Don Ingerson



How to Picture A Pup

1. Remove film from box and load camera.
2. Remove film box from puppy's mouth and throw in trash.
3. Remove puppy from trash and brush coffee grounds from muzzle.
4. Choose a suitable background for photo.
5. Mount camera on tripod and focus.
6. Find puppy and take dirty sock from mouth.
7. Place puppy in pre-focused spot and return to camera.
8. Forget about spot and crawl after puppy on hands and knees.
9. Focus with one hand and fend off puppy with the other hand.
10. Get tissue and clean nose prints from lens.
11. Take flash cube from puppy's mouth and put in trash.
12. Put cat outside and put peroxide on the scratch on puppy's nose.
13. Put magazine back on coffee table.
14. Try to get puppy's attention by squeaking toy over your head.
15. Replace your glasses and check camera for damage.
16. Jump up in time to grab puppy by scruff of neck and say, "No, outside! No, outside!"
17. Clean up mess.
18. Fix a drink.
19. Sit back in chair with drink and resolve to teach puppy "sit" and "stay" the first thing in the morning.




Hooter



Erin & Zach




Murphy Brown & Maggie Mae



Vance



Morgan



Toby



Hannah & Rocky



Shayna



Stoney



Taffy

ZuZu Bailey



Spring

RAVEN'S KITCHEN — KIM SEIGLER

Home Made Party Cake

CAKE INGREDIENTS

2/3 cup ripe mashed bananas
1/2 cup softened butter
3 large eggs
3/4 cup water
2 cups Unbleached Flour
2 teaspoons baking powder
1 teaspoon baking soda
2 teaspoons cinnamon
1/2 cup chopped pecans
1/2 cup raisins

FROSTING

2 cup mashed banana
1 tablespoon butter
6 tablespoons carob flour
2 teaspoons vanilla
3 tablespoons unbleached flour
1 teaspoon cinnamon

Cake

In mixing bowl, beat together mashed banana and butter until creamy. Add eggs and water. Beat well. Stir in dry ingredients. Beat until smooth. Add nuts and raisins. Spoon batter evenly into oiled and floured bundt pan. Bake at 350 degrees for about 35 minutes. Cool on wire rack 5 minutes, remove from pan, replace on rack and cool.

Frosting

Blend thoroughly and spread on cool cake. Sprinkle with chopped pecans. The frosting contains carob, which is a safe (almost tastes like) chocolate substitute.



Source "Kymthy Schultze

NOTE: Some animals may be allergic to some of the ingredients above, so if your animal has not been exposed to wheat, specific meats involved, or recipes using yeast, go very slowly with these treats, until you are certain there are no reactions which could cause hives, itching or other problems.

HELP! TENNIS BALLS HELP!

*We need your help in finding used
Tennis Balls.*

We need lots and lots for our fund-raisers

*If you would please check with your
Local indoor Tennis Club.*

*Or if you have any other ideas, please let me
know!*

Please send them to:

Karen Shaw

57 Graeser Acres

St. Louis, MO. 63146-5557

JUST WANTED TO DROP A LINE AND LET YOU GUYS KNOW THAT **TOBY** IS JUST >WONDERFUL. WHAT A PERSONALITY! WE HAVE A LOT OF FUN WITH TOBY. HE REALLY LIKES THE LAKE AND HE ALSO HAS GONE ON A FEW BOAT RIDES. HE HAS BEEN GOING FISHING WITH MYSELF AND PATRICK.

JUDI, KEVIN
AND PAT-
RICK BAYNE



Calendar of Events

Garden Studios Fund Raising Pet Portraits at Smelly Dog Spa and Bakery



- 5/18 Bark in the Park - 8 AM - 12 Noon, Queeny Park Greensfelder - Recreation Complex
- 5/18 Petco - Adoption Day 12 PM - 4 PM, 22 Lincoln Hwy, Fairview Heights, IL 62208
- 5/19 Creve Coeur Day Parade
- 5/25 Yard Sale - to benefit Love A Golden Rescue 9:00 AM - 3:00 PM
756 Briar Road, Lanoka Harbor, NJ
To donate goods contact: lrwinter@med.cornell.edu or call (609) 971 5267
- 6/2 Queeny Park (St. Louis Co.) - if not too hot? - 6 PM Shaded trails in the woods - some gentle hills
Hike with the Goldens. Join other Golden Retriever lovers for a hike at a park in the St. Louis area.
Anyone who loves Goldens and walking is most welcome.
For more information. E-mail goldenlvr@socket.net
- 6/8 Love A Golden First Annual Reunion Picnic Volunteers, adopting families, friends etc. and of course
Goldens (on leashes, please) Food, drink, games, prizes, fun and fellowship Noon - until ???
Vago Park (Fee Fee and Midland) - Maryland Heights MO
RESERVATIONS MUST BE MADE IN BY 5/28/02
- 6/8 Flea Market at the Blue Claws Stadium, 8AM—1 PM before the game. Lakewood, N.J.
Love A Golden will have lots of goodies for sale.

Sand & Sea Kennel Club Match Show, Lakewood, NJ



WHAT TRAINING METHOD IS BEST? BY BILL GILCHRIST

What training method is best for my dog? This is the most frequently asked question when someone adopts a dog. Upon adopting, a responsible person not only wants to provide love, shelter and care but also a clear communication pattern so that their new family member can be a productive citizen in their new living environment. With so many opinions and methods available to a dog owner it is understandable why so many people are confused. Here are just a few things to consider when choosing a training method.

First, find a training program that matches your dog's needs, age and personality. Your dog's needs should be based upon an evaluation done by the owner working with the adoption agency and/or a Certified Trainer. For example, "needs" can be one or more behavioral issues that may include hyperactivity, aggression, separation anxiety, lack of socialization, etc. The dog's age will also have a lot to do with the evaluation process. Young dogs tend to display many behavioral issues that can be addressed over time. Adult dogs, that may be more set in their ways, may require more of a crash course to change their outlook on right and wrong. Personality is another major determining factor in choosing a training method. Personality should be determined during the evaluation discussed earlier. Some personality traits may include hyper, fearful, happy-go-lucky, aggressive, shy-submissive, and dominant or even a basket case. Basket case is a term used to refer to a dog that demonstrates more than one personality trait. Choosing a training method that reflects these basic variables will go a long way in insuring success.

Second, once you have evaluated your dog, it is best to find a trainer with experience in your dog's individual characteristics. Don't immediately choose the first trainer you find. Interview multiple trainers and ask for references. It is your right as well as your responsibility to ask for referrals of clients that share your circumstances. A reputable trainer will be more than happy to provide these references. Not only is it important for your trainer to be a good match with your dog, but it is equally important that he/she match up with you. Some things that you may want to consider in making your choice are: Do you have children that will be working with the dog? Do you have any disability or ailment that may preclude you from certain training exercises? Do you like to travel? Even your environment should all be taken into consideration. A trainer who has experience working with these characteristics and/or lifestyles will be better equipped to help you.

Not only is it important to evaluate your trainer's experience with your given situation, it is also important to evaluate his/her training style. Any good trainer should have knowledge of several training methods. It is impossible to match one training method with every dog and their owner. A trainer that matches your dog to a specific training method based on the circumstances that you have determined to be true is a trainer worth working with.

Third, understanding training methods is your ultimate key to success. While there are several methods to choose from, they all have traits in common with one another. Understanding the nuances between them is the tricky part. Command training and treat reward training are two of the basics. Command training or "force training" is a method of training that requires your dog to learn commands not tricks. This training method is based on three principles: praise, motivation and correction. These principles are highly adaptable. Praise can vary from physical and verbal to treat or toy reward. Motivation is anything that will help your dog learn the command at hand and can range from touch, sound or treat and toy placement. Correction is the third key and is usually the hardest for an owner to accept as part of the training. Corrections can vary from physical to verbal. A correction should only be used once your dog understands the command at hand and is being stubborn or non-compliant. A physical correction is usually a tug on a collar or halti. A correction should never be given to a dog that is fearful or confused. Treat reward training is a great method to use for puppies or shy-submissive dogs. It is based on the simple premise of compliance-reward. This training method will help your dog learn quickly and without a physical correction. The down side is that it may be short lived. Once the novelty wears off, your dog may not be reliable in times of distraction and he or she may find other things to reward him/herself with.

So what method is better? Neither. The best method is the one that employs both aspects and utilizes variable training. An owner or trainer needs to determine the method based upon the circumstances of the moment. Locking oneself into a single method usually brings failure and/or frustration. Learn to adjust and absorb information and apply what is best for your individual circumstance.

Remember the most important aspect of any training method is Love, Patience and Consistency. Utilizing these keys as well as understanding your dog's individual needs and personality will put you on the road to success.

3 R's by Jeanne Perciaccanto

Just as it is necessary for our children to have a strong foundation in education, the same holds true for our puppy's future. The three following commands will be enable to do anything and go anywhere with your dog.

They are *Recall; Stay and Heeling.*

It is that simple! All three are the basic foundations and lead in commands to any type of work you wish to do with your dog. More importantly, these three are the dogs life saving commands.

Recall is more than just getting the dog in from your backyard when you are in rush to get out of the house. It is an important part of the bonding process. For your dog to come 100% of the time when you call it, the dog must first see you as something better than what they are presently doing. Imagine Fluffy is out in the yard chasing squirrels. You call for Fluffy to come in. Now Fluffy has two choices. Stay and chase squirrels, which is just a great thing to do, or come in to you. Every time Fluffy comes to you, there is bonding. Fluffy is saying, "You are great and I can't wait to be with you!" Every time Fluffy ignores you, well, you get the picture.

For recall to become 100% effective, you need to spend time developing this process. If you call Fluffy and she turns and looks at you, then continues doing what she wants or even worse ignores you completely, you have a bonding problem. No matter if this happens even once or every time she is called, recall is something you must work on.

Lets take this to one extreme. Fluffy gets out through the door. She heads out towards the road and there is a car coming, you call and Fluffy ignores the command as she does in the backyard, this time, the outcome is horrible. If you think, "She ***usually*** comes when I call her," start working now.

Recall is the hardest of all the commands to implement, but the easiest to rectify. Most people wait until they need the dog to do something before trying to teach a command. Often times, we are teaching the compete opposite of what we really need the dog to learn. How many times have you called the dog, it ignored you and you have done nothing to correct the situation. In this instance, what you have taught the dog to do ignore you. When was the last time Fluffy got a hold of something it shouldn't have and you chased her around the house to get it from her? Fluffy has learned that grabbing things becomes a great game. She has fun running around the house and by the sounds you are making, you must be having fun too! At what age did Fluffy learn where your arm ended and what distance they needed to be from you so you couldn't catch her. Again, you chase her around screaming for her to 'Come' to you. What Fluffy hears is that the "Come" command must mean run as fast as you can the other way! The first time you call Fluffy and she doesn't respond, should be the last time Fluffy is allowed to not be connected to you! A long piece of clothes line, a retractable leash or a cotton web training leash will help to solve the problem. Each and every time you call your dog, there is an option in the dogs mind to either comply or not. A connection to the dog, removes the option.

What is at the end of the rainbow to make Fluffy want to come to you? It is attention!

As a puppy, Fluffy should learn to look in your direction when you say her name. To make this happen, use a treat. Have her connected to a line which you are holding, to keep her close and say, "Fluffy!" The instant she looks at you, give her a little taste. After 10 time of doing this in a row, Fluffy should be sitting there looking at you with adoration in her eyes. Now you have her attention.

Take the attention and start to back away from her just a few steps at a time. Call her to "Come," when she gets to you, treat. Before you know it, Fluffy will be following you around the yard a few steps at a time.

This exercise can be done with any dog at any age. Sometimes you have to change the treat or be a little more excited when you call the dog, but it works simply and easily. Since many rescues have not had basic skills, this is a good way to start bonding with your new forever pet. **To Be Continued**

Jeanne Perciaccanto
Ultimate Dog (732-341-8200) (www.ultimatedogtraining.com)
Training & Behavior Specialists

UPDATE

The fence is fixed and **Rusty** can't escape any more. He looked a little disappointed when he went out and the fence wouldn't move. Kellie, Rusty and Champ go out and play frisbee in the backyard every day and he still sleeps in her room and sleeps all night now. He has not messed with anything during the day when we are gone, he just sleeps in my recliner or on the couch. He has forgotten that he is a dog.

My son will be coming home tomorrow night and he is bringing all kinds of stuff for Rusty he bought at Petsmart in Texas he is really excited to meet Rusty. Hopefully Rusty will be okay with him. I will send some pictures soon. Rusty is planning to attend the picnic in June, I have the paper ready to mail. Kellie can't wait to bring him. Oh Champ will be attending to.

Paula L. Knight



Hello!!...**Pumpkin** is doing wonderfully! She is such a great dog...I'm sure you know that already, but, she really is. She obeys VERY well...likes to play with the stuffed toys we have around the house (even her own!)...Loves to play ball out in the yard...and, I think her favorite activity is going for the long walks we take every night. she's quite good on a lead...especially when she knows it's me on the other end (not quite so good with the kids).

i haven't weighed her lately, but, I think the combination of a steady diet (NO snacking, except for milk bones when she's good) and exercise is really helping her acquire a more appropriate shape. my brother (a veterinarian in phoenix) says it should probably take her about a year to safely shed all the excess pounds...so, by NEXT Christmas....she should be down to her target weight.

I don't crate her at all (haven't since about the first week or two)...she's perfectly fine to be in the house by herself when I have to leave. She sleeps in my bedroom and never has a problem waiting until I get up to go outside. She's shown me NO signs whatsoever of running off, although, if I leave her unattended outside too long, she may wander a little bit (like to a neighbor's yard) ...but, NEVER too far.I'll give her a few extra hugs and kisses for ya, but, to be honest, they'll probably just get lost in all those she already gets every day! I'll try to get some pictures to you sometime, too.

Take care always, and bless you for giving us our wonderful new friend!

Wayne

Davey is doing terrific! He bonded right away with the kids, he loves to play with them in the yard, and he sleeps on my daughter's bed with her at night. He's so affectionate and playful, we couldn't have asked for a better dog. Thanks for all you did for Davey. We'll keep in touch.

Lauren, Valerie & Evan



Button— Mark Hull
 Davey - Lauren, Jennifer & Evan Perez
 Erin— Cheryl & Zachary Sneyers
 Callie—Kabe Holze & Becky Kellar
 Hannah—Patricia & Ed Dowling
 Krissy—Sue & Don Schnepf
 Mikey—Barbara & Steven Queenan
 Quincy-Paul McKechnie
 Rocky-Patricia & Ed Dowling
 Rusty-Paula Knight & Family
 Sam-Jeff Steinmann
 Shayna-Joy & Ronald Slezak
 Snickerdoodle—Barbara Canepa
 Spring—Jeanne Perciaccanto
 Stella—Crystal & Jason Carlile
 Toby-Judy, Kevin & Patrock Bayne
 ZuZyBailey—Cheryl & Mikel Garrett

Much happiness
 to our adopted
 goldens and their
 new families

Year—2002

ASCENSION
 by COLLEEN HITCH-
 COCK

*And If I go while you're
still here...*

*Know that I live on,
Vibrating to a different
measure-*

*Behind a thin veil you
cannot see through.*

*You will not see me, so
you must have faith,
I wait for the time when
we can soar together
again,
Both aware of each
other.*

*Until then, live your life
to the fullest.*

*And when you need me,
Just whisper my name
in your heart,
...And I will
be there.*



Mary Paluszek-Pirc — Illinois LAGR COLUMNIST

A Purpose for Petting: Dog Massage

One of the most basic of all senses is touching. It is one of the first senses that is available to us from birth. In all cases, human or animal alike, if the basics of touch is there from the beginning of life, an infant or pup will develop faster, have an increased growth rate as well as becoming more active and more alert than those deprived of this sense. We have seen from studies that touch can aid in the reduction of blood pressure and stress levels for the person and the pet greatly benefit from the desirable interaction.

There are several ways to perform this interaction action between a person and their animal companion, the following discusses several points about pet massage, techniques and Miss Daisy our tripod connoisseur of massage will provide you some insight from animal perspective...

Whose body is it anyway.....Well don't be surprised if your pup asks you this question....I very well aware of my body and it's needs....even though you don't always agree about the extra cookies needed by my stomach or the 2AM walks just to sniff who was outside....Remember massage is much more effective if it's a cooperative effort.

Lightly...I say.....Pressure is to be reserved for you humans in your business meeting and not for my massage. Pressure for small dogs, pup and cats is approximately 1 pound of finger tip pressure, and larger animals can withstand 5 pounds of fingertip pressure. Too much pressure will constrict my blood flow and make me an uneasy and unhappy pup. If I'm especially tight in an area due to a muscle spasm...too much fetch....I told you so...just repeat light gentle stroke over the area.

Let your fingers do the listening..... Massage is not a substitute for veterinary care, but you are more familiar with my body and any lump or bump you find will be checked out sooner. As you move your hands along your pet's body be aware of signs of inflammation, such as heat, tightness, swelling or discoloration. It's tacky for us to have to call the vet's for our own appointment...this way you can notice any unusual spot or tenderness that you may wish for the Vet to check out.

Start with my ear's....they say that ears can tell a lot about the person.....in the case of a dog....it's the way to our heart. Start by gently rubbing the inside of the ear with the pad of your index finger....Wait 1st and foremost, make sure that you check the ear, avoid it if there are any signs or symptoms of inflammation....for your fingers sake....As long as there is no heat, redness, swelling or discharge from the ear canal then you may proceed. Rub the inner surface of the ear with the pad of your index finger in small swirling strokes, making sure to cover all inner surface areas. Next proceed with holding your dog's head in your hands by the cheeks and under the ears (with the dog facing you) and rock the head gently side-to-side 4 - 5 times. Massage the ears, taking care when you finish by inserting the tip of your thumb into the ear (about 1/8") and rub the ears between your thumb and forefinger.

Massaging your dog has many benefits:

- 1)Relaxes your dog.
- 2) Soothes tired or sore muscles.
- 3) Eases pain from surgery or other injuries.
- 4) Helps your dog suffering from ailments caused by old age to feel better.
- 5) Gains your dog's trust.
- 6) Noticeably increases the bond between you and your dog.



P.O. Box 27621
St. Louis, MO 63146
www.loveagolden.com




See our prior Newsletters online at www.loveagolden.com

Lilly

PIC ME Page 6

This Issue Is Dedicated To The Memory of Lily

Lily (formerly) Dilly was adopted by a wonderful couple who had lost their previous Golden to cancer. They were retired and Lily got all the attention she could stand. She adjusted wonderfully to her new home and followed her new mom everywhere. Unfortunately after only a few short months, cancer struck again. After a short illness, Lily went to the Bridge on 5/4/02.



Lilly adopted 12/23/01
Delores and Paul Jaenicke

**What Training
Method is Best?**

Page : 11

Country Store

Page: 7

Ask Goldie

Page: 5

Goldstock 2001

Page: 3

Rest in Peace Brave Girl